

Scaled data based on original data using
LM-79-08 Approved Method: Electrical and Photometric Measurements of Solid-
State Lighting Products

Test Report Prepared for
Cooper Lighting Solutions
(formerly Eaton)

Brand: McGRAW-EDISON

Report Number: P385443

Luminaire Tested: **GWC-SA1A-727-U-T2**

Issue Date: 3/3/2020

Test Information

Test Method: LM-79-08
Report Number: P385443
TEST IS SCALED FROM IESNA LM-79-08 TEST DATA (G2-1903-205-12)
Test Lab: INNOVATION CENTER
Issue Date: 3/3/2020
Manufacturer: COOPER LIGHTING SOLUTIONS (FORMERLY EATON)
Product Line: MCGRAW-EDISON
Catalog Number: GWC-SA1A-727-U-T2
Description: GALLEON WALL LUMINAIRE
(1) 70 CRI, 2700K, 615mA LIGHTSQUARE WITH 16 LEDS AND TYPE II OPTICS
Light Source: -
Ballast/Driver: ELECTRONIC DRIVER

Summary

Lumens per Lamp: N/A
Luminaire Lumens: 4084 lumens
Efficiency: N/A
Efficacy: 120.1 lumens/watt
Luminous Opening: Rectangular (W 0.5' x L: 0.5' x H: 0')
IES Classification: Type III - Medium
BUG Rating: B1 - U0 - G1

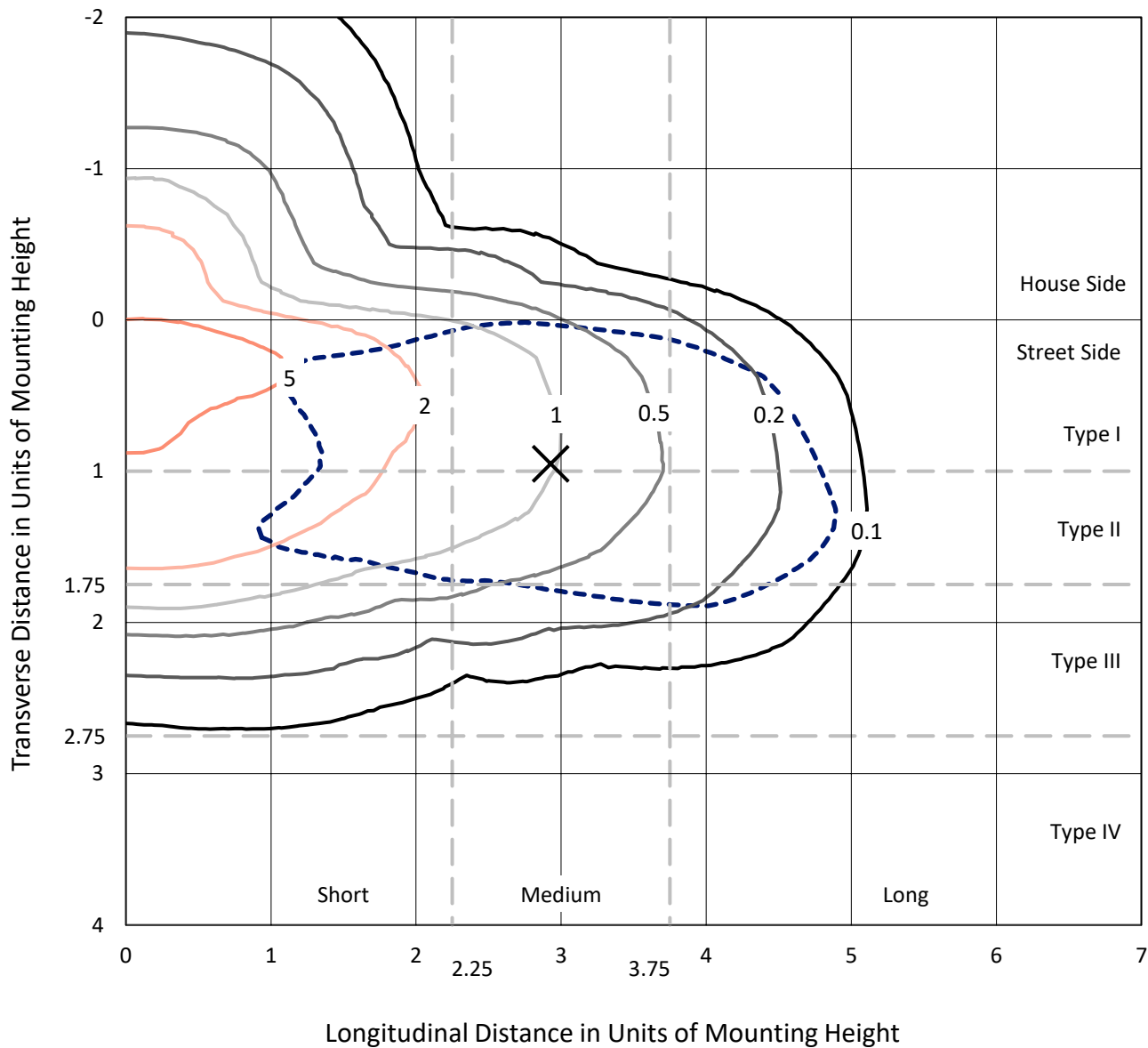
Input Watts (W): 34
Input Voltage (V): NR
Input Current (Ain): NR
Voltage Rise (V): NR
Power Factor: NR
Total Harmonic Distortion (THDi): NR
Frequency (hertz): 60
Stabilization Time: NR
Operation Time: NR
Ambient Temperature (°C): NR
Test Distance: 24 FT



REPORT NUMBER: P385443
 CATALOG NUMBER: GWC-SA1A-727-U-T2

Iso-Footcandle Lines of Horizontal Illumination

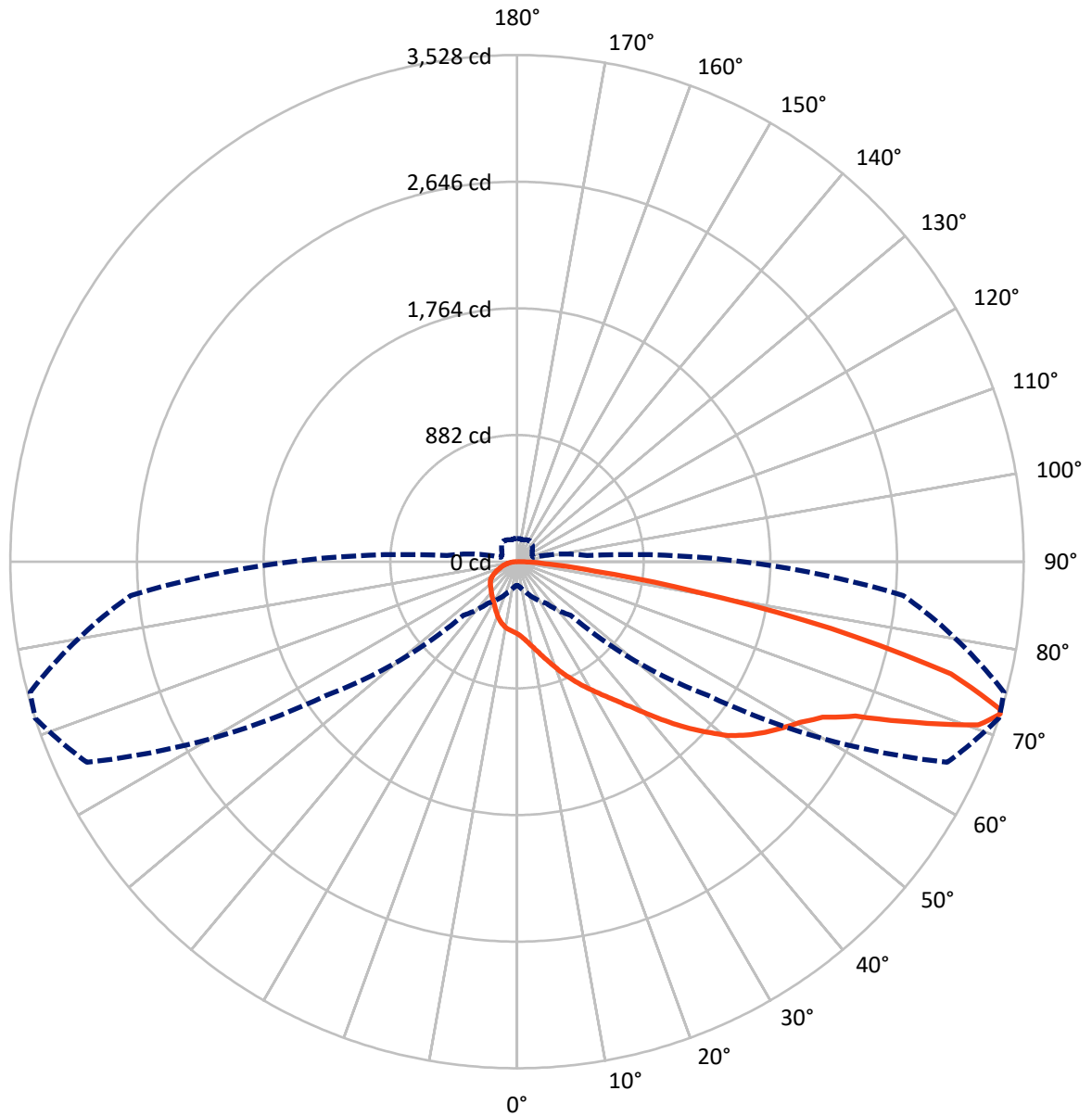
✕ Max cd
 - - - 1/2 Max cd



Based on 10 foot mounting height. Maximum calculated value = 6.9 fc
 Type III - Medium - N/A

REPORT NUMBER: P385443
CATALOG NUMBER: GWC-SA1A-727-U-T2

Luminous Intensity Polar Plot



— Vertical Plane Through 72-Deg Lateral - - - Horizontal Cone Through 72-Deg Vertical

REPORT NUMBER: P385443

CATALOG NUMBER: GWC-SA1A-727-U-T2

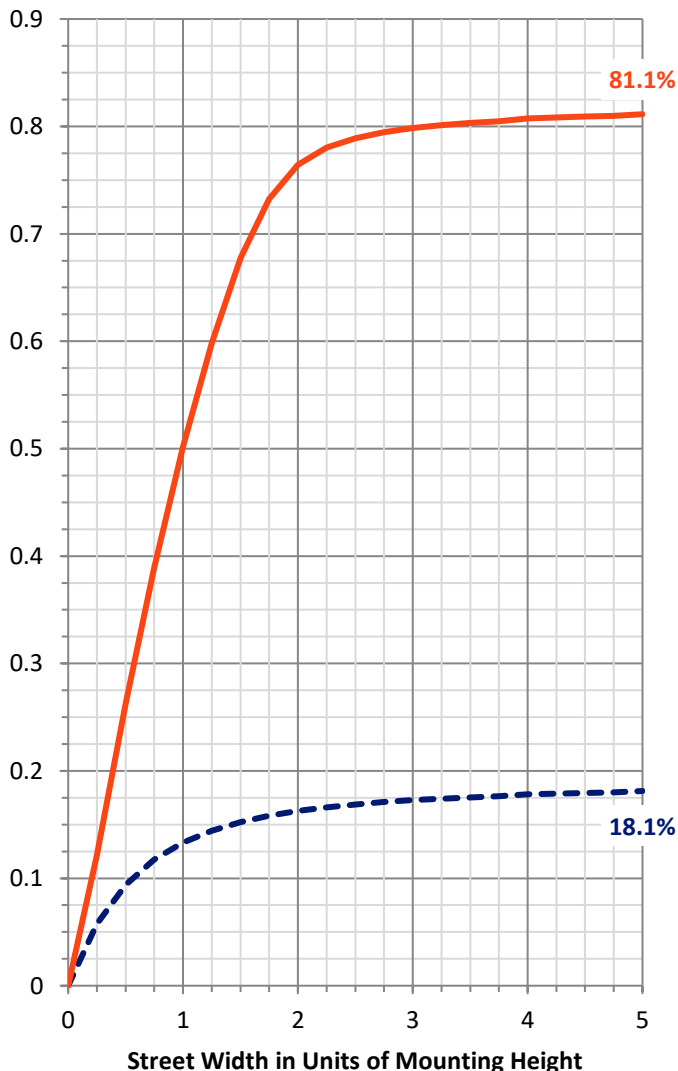
FLUX DISTRIBUTION:

		Downward	Upward	Total
House Side	Lumens	757.6	0.0	757.6
	% Fixture	18.6	0.0	18.6
Street Side	Lumens	3326.4	0.0	3326.4
	% Fixture	81.4	0.0	81.4
Total	Lumens	4084.0	0.0	4084.0
	% Fixture	100.0	0.0	100.0

ZONAL LUMENS:

Zone	Lumens	% Fixture
0°-10°	50.3	1.2
10°-20°	162.7	4.0
20°-30°	285.1	7.0
30°-40°	422.7	10.4
40°-50°	618.2	15.1
50°-60°	850.7	20.8
60°-70°	947.1	23.2
70°-80°	641.7	15.7
80°-90°	105.5	2.6
90°-100°	0.0	0.0
100°-110°	0.0	0.0
110°-120°	0.0	0.0
120°-130°	0.0	0.0
130°-140°	0.0	0.0
140°-150°	0.0	0.0
150°-160°	0.0	0.0
160°-170°	0.0	0.0
170°-180°	0.0	0.0
0°-90°	4084.0	100.0
0°-180°	4084.0	100.0

Coefficient of Utilization



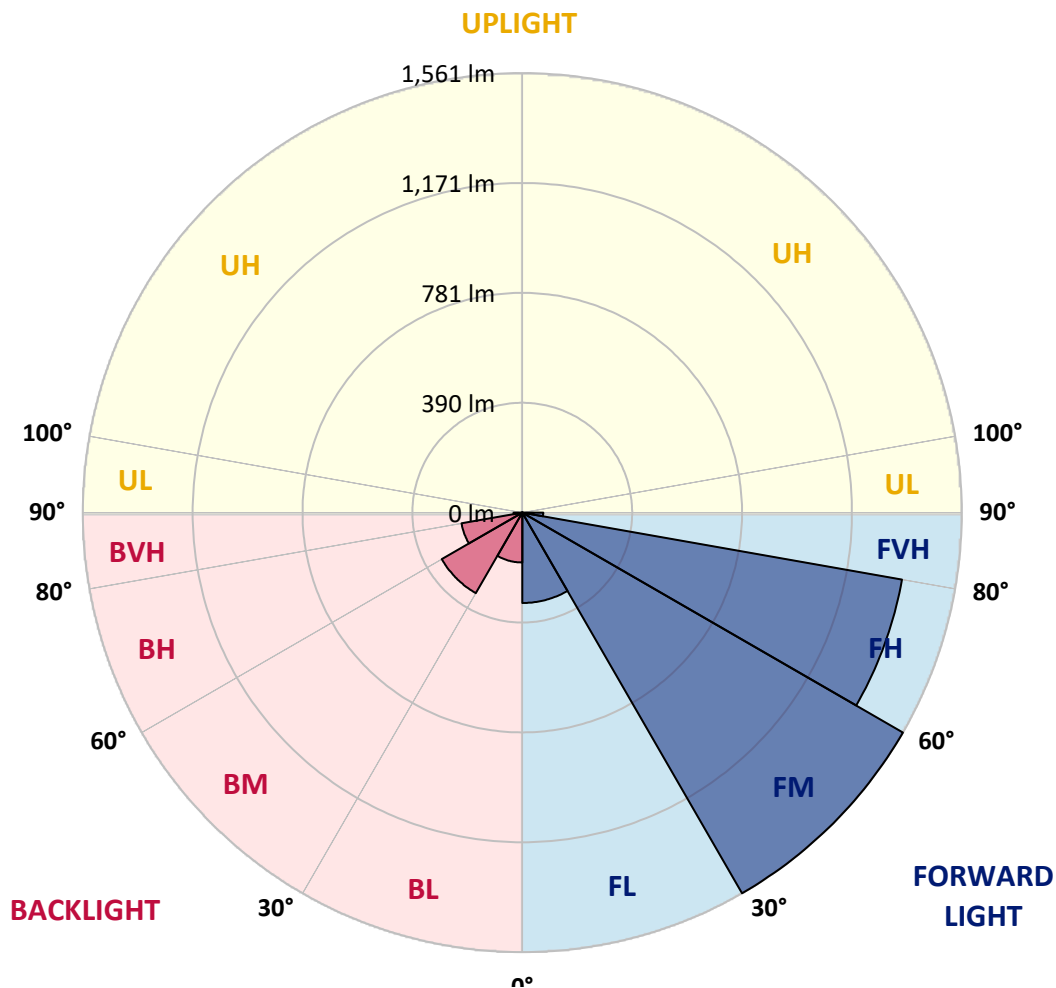
REPORT NUMBER: P385443

CATALOG NUMBER: GWC-SA1A-727-U-T2

LUMINAIRE CLASSIFICATION SYSTEM LUMEN TABLE AND BUG RATING:

Zone	Lumens	% Fixture	Zone Rating/Lumen Limit		
			B	U	G
FL (0°-30°)	321.0	7.9			
FM (30°-60°)	1561.4	38.2			
FH (60°-80°)	1369.6	33.5			G1/1800
FVH (80°-90°)	74.4	1.8			G1/100
BL (0°-30°)	177.1	4.3	B1/500		
BM (30°-60°)	330.2	8.1	B1/1000		
BH (60°-80°)	219.2	5.4	B1/500		G1/500
BVH (80°-90°)	31.1	0.8			G1/100
UL (90°-100°)	0.0	0.0		U0/0	
UH (100°-180°)	0.0	0.0		U0/0	

BUG Rating: B1-U0-G1
 Type III Medium





REPORT NUMBER: P385443
 CATALOG NUMBER: GWC-SA1A-727-U-T2

CANDELA DISTRIBUTION (FULL):

	0°	5°	15°	25°	35°	45°	55°	65°	72°	75°	85°
0°	502.4	502.4	502.4	502.4	502.4	502.4	502.4	502.4	502.4	502.4	502.4
2.5°	555.0	554.2	551.2	551.2	545.6	540.8	531.8	525.8	518.6	516.1	507.6
5°	608.7	609.0	605.4	602.8	594.5	584.4	569.1	555.2	541.2	535.6	518.3
7.5°	653.9	653.3	652.3	650.2	642.5	632.1	611.4	590.7	570.2	561.8	532.0
10°	682.9	684.1	685.0	685.9	682.7	675.3	655.7	630.5	603.7	592.2	548.3
12.5°	697.5	699.7	703.7	710.4	715.8	714.9	700.7	674.0	642.1	627.6	568.7
15°	706.1	709.0	715.2	727.3	742.3	750.9	747.1	722.9	687.4	669.5	593.6
17.5°	711.4	713.8	723.4	739.5	761.9	784.7	794.6	774.4	738.5	718.2	622.1
20°	715.1	716.9	728.8	747.8	776.8	813.1	840.9	835.9	794.9	768.5	651.9
22.5°	723.2	724.8	736.2	755.3	787.3	834.2	885.5	893.1	854.4	824.5	683.8
25°	746.0	746.0	755.6	768.9	799.0	852.4	923.2	956.8	915.2	880.3	713.4
27.5°	789.4	789.0	792.5	797.2	820.0	871.0	956.8	1013.0	978.2	940.1	742.1
30°	840.9	843.7	844.1	841.9	852.6	894.2	987.9	1072.4	1041.6	1000.5	771.4
32.5°	907.1	909.0	906.9	899.4	897.9	927.1	1018.4	1134.5	1110.2	1063.7	798.3
35°	991.2	987.7	981.1	965.9	951.4	971.1	1053.3	1196.7	1187.3	1140.0	835.3
37.5°	1081.4	1081.5	1073.4	1038.9	1018.9	1027.4	1101.3	1267.1	1280.5	1230.9	882.7
40°	1153.7	1157.5	1162.5	1117.2	1091.4	1103.0	1162.5	1348.8	1390.7	1338.6	944.4
42.5°	1204.1	1208.5	1222.8	1194.4	1167.6	1189.2	1234.5	1436.0	1514.5	1462.9	1016.7
45°	1257.6	1260.0	1270.1	1257.9	1240.7	1289.5	1315.6	1526.3	1645.4	1595.3	1097.5
47.5°	1313.8	1316.4	1326.8	1318.6	1309.6	1383.1	1400.3	1611.4	1770.8	1740.9	1183.9
50°	1383.3	1385.0	1394.8	1380.1	1382.9	1453.7	1476.0	1689.4	1902.3	1871.7	1270.5
52.5°	1478.1	1478.5	1492.1	1478.8	1465.6	1505.5	1541.1	1763.0	2005.4	1990.9	1357.1
55°	1552.3	1556.8	1601.5	1598.7	1591.1	1552.5	1595.5	1833.0	2097.4	2104.3	1449.1
57.5°	1504.9	1522.5	1613.1	1676.9	1739.1	1669.3	1669.0	1911.9	2182.9	2215.5	1550.2
60°	1318.0	1341.9	1475.4	1617.0	1811.5	1872.6	1821.7	2008.2	2269.2	2325.7	1676.9
62.5°	941.3	980.7	1161.5	1387.6	1712.2	2007.4	2132.5	2161.1	2386.6	2453.4	1841.6
65°	475.9	505.7	657.3	929.6	1368.0	1919.3	2470.3	2495.7	2590.7	2650.0	2095.1
67.5°	289.1	300.4	374.3	517.1	838.7	1495.1	2580.5	3053.6	2985.5	3017.0	2456.6
70°	213.0	221.3	267.5	343.4	482.3	877.3	2242.2	3451.7	3407.0	3403.4	2723.8
72°	165.9	172.0	212.8	277.4	352.7	526.3	1625.2	3304.7	3527.6	3509.9	2699.4
72.5°	157.4	162.7	199.8	261.1	333.3	477.1	1461.2	3205.6	3518.9	3510.9	2667.7
75°	123.9	127.7	147.9	201.9	260.9	270.7	800.7	2484.2	3121.6	3251.4	2399.4
77.5°	102.5	103.1	113.8	146.9	203.3	191.4	393.3	1723.6	2235.3	2378.0	1699.7
80°	83.5	84.2	89.3	103.1	153.8	141.6	186.7	991.1	1251.5	1253.1	808.3
82.5°	66.5	66.7	72.3	75.4	110.5	101.2	107.0	465.3	546.9	526.1	290.5
85°	46.8	45.8	70.6	61.9	72.3	65.0	59.1	184.2	226.1	216.3	91.0
87.5°	15.6	16.2	31.4	40.1	42.2	36.8	26.3	70.6	85.4	84.7	28.8
90°	0.0	0.0	0.0	0.0	0.0	0.0	0.0	0.0	0.0	0.0	0.0



REPORT NUMBER: P385443
 CATALOG NUMBER: GWC-SA1A-727-U-T2

CANDELA DISTRIBUTION (continued):

	90°	95°	105°	115°	125°	135°	145°	155°	165°	175°	180°
0°	502.4	502.4	502.4	502.4	502.4	502.4	502.4	502.4	502.4	502.4	502.4
2.5°	505.0	500.5	493.9	486.5	480.8	474.9	470.5	468.3	465.7	463.6	466.2
5°	510.3	501.9	487.8	474.0	463.9	454.9	448.4	445.1	442.0	439.9	440.1
7.5°	519.0	505.4	481.8	461.7	447.6	437.9	431.3	429.0	427.1	426.5	427.2
10°	528.3	508.2	473.8	447.0	431.0	423.0	420.0	421.6	423.0	424.3	425.7
12.5°	538.9	510.7	462.1	429.9	416.2	413.1	416.1	422.8	427.8	430.7	432.5
15°	552.6	513.0	448.6	412.7	403.6	407.1	417.1	428.8	437.3	442.8	443.7
17.5°	565.3	512.8	431.3	395.4	393.3	403.6	418.6	435.1	446.6	454.3	455.9
20°	578.4	509.0	411.2	378.6	382.9	399.8	419.3	439.2	453.1	462.1	464.2
22.5°	590.6	502.4	389.1	363.2	374.2	394.7	416.7	436.8	450.7	458.0	460.3
25°	598.9	490.9	366.7	350.3	366.5	388.5	407.9	424.1	434.5	438.2	438.7
27.5°	603.1	475.9	345.6	339.0	358.4	378.4	391.8	399.8	402.7	402.5	401.9
30°	603.7	456.0	327.5	329.9	349.2	363.5	369.8	368.3	364.5	358.0	358.6
32.5°	601.9	433.7	312.3	321.2	337.3	345.4	345.6	338.2	328.1	317.8	315.0
35°	602.4	411.7	299.0	311.3	323.0	326.5	323.3	312.3	298.5	285.3	282.5
37.5°	608.6	392.6	287.4	299.9	307.1	308.0	303.3	291.8	281.7	268.7	267.6
40°	623.4	379.0	276.5	287.1	291.2	291.6	285.0	276.9	277.7	270.8	270.7
42.5°	649.9	373.1	266.8	273.8	276.3	277.2	272.1	266.9	274.2	269.7	268.2
45°	684.3	374.5	258.6	260.7	265.4	269.3	266.2	259.9	262.7	243.1	236.7
47.5°	723.9	383.5	252.1	249.5	257.5	264.9	260.1	250.6	240.6	221.2	217.5
50°	770.3	397.4	246.2	238.4	248.9	259.0	254.2	240.6	225.6	216.1	214.9
52.5°	818.7	414.4	240.3	226.1	238.1	254.5	252.1	238.4	219.8	210.5	208.8
55°	873.5	431.6	232.9	211.9	226.4	252.4	251.1	230.2	215.4	210.2	209.0
57.5°	941.7	451.1	223.0	197.2	215.4	244.8	240.9	225.3	210.9	207.0	206.6
60°	1030.6	479.9	208.8	181.4	202.1	233.1	232.3	218.1	203.8	200.9	200.4
62.5°	1163.9	527.6	189.3	165.7	187.2	213.3	221.1	208.4	196.2	196.0	196.3
65°	1370.6	599.3	168.0	151.9	172.1	196.6	208.0	198.4	188.4	191.2	191.7
67.5°	1610.3	658.8	147.2	138.4	156.8	180.7	196.2	188.4	178.2	185.5	185.6
70°	1690.0	605.7	128.9	125.0	140.9	165.4	183.4	177.5	167.1	174.4	173.7
72°	1572.7	488.9	117.1	114.9	128.9	152.7	172.0	167.2	156.9	161.9	160.0
72.5°	1535.7	466.2	114.2	112.4	125.7	149.5	169.0	164.7	154.4	158.6	156.9
75°	1369.9	404.8	98.2	98.6	109.7	133.7	152.4	151.0	140.5	140.9	140.3
77.5°	993.6	296.9	82.7	85.5	93.4	117.6	135.7	134.9	123.3	121.2	120.8
80°	461.1	151.4	67.4	68.6	76.8	98.3	115.7	114.6	105.3	102.7	101.1
82.5°	157.9	72.0	50.6	51.5	59.5	79.2	100.4	99.7	92.0	86.8	83.5
85°	56.4	35.9	35.4	34.6	42.5	62.3	87.5	83.7	72.3	61.6	61.3
87.5°	18.3	15.3	18.3	18.1	24.7	42.2	63.6	54.1	52.5	43.6	42.7
90°	0.0	0.0	0.0	0.0	0.0	0.0	0.0	0.0	0.0	0.0	0.0

Signify Classified - Internal
Cooper Lighting Solutions Photometric Lab
1121 Highway 74 South
Peachtree City, GA 30269

Scaled Data Report



Report Generated By 670245982

Signify Classified - Internal
Cooper Lighting Solutions Photometric Lab
1121 Highway 74 South
Peachtree City, GA 30269

Scaled Data Report



Signify Classified - Internal
Cooper Lighting Solutions Photometric Lab
1121 Highway 74 South
Peachtree City, GA 30269

Scaled Data Report



Signify Classified - Internal
Cooper Lighting Solutions Photometric Lab
1121 Highway 74 South
Peachtree City, GA 30269

Scaled Data Report





--- HS — SS

Signify Classified - Internal
Cooper Lighting Solutions Photometric Lab
1121 Highway 74 South
Peachtree City, GA 30269

Scaled Data Report



u

Signify Classified - Internal
Cooper Lighting Solutions Photometric Lab
1121 Highway 74 South
Peachtree City, GA 30269

Scaled Data Report



Signify Classified - Internal
Cooper Lighting Solutions Photometric Lab
1121 Highway 74 South
Peachtree City, GA 30269

Scaled Data Report



(END OF REPORT)